Multiple District 106

As of October 2026 Cumulative

Year	New Clubs	Dropped Clubs	Gain/ Loss Clubs	New Members	Charter Members	Reinstate Members	Transfer Members	Total Member Added	Total Members Dropped	Gain/ Loss Members
2022-2023	0	8	-8	362	0	9	15	386	468	-82
2023-2024	0	9	-9	331	3	5	31	370	507	-137
2024-2025	0	5	-5	322	0	4	33	359	508	-149
2025-2026	0	10	-10	287	0	5	29	321	433	-112
2026-2027	0	0	0	80	0	11	2	93	136	-43
Average	**0**	**6**	**-6**	**276**	**1**	**7**	**22**	**306**	**410**	**-105**

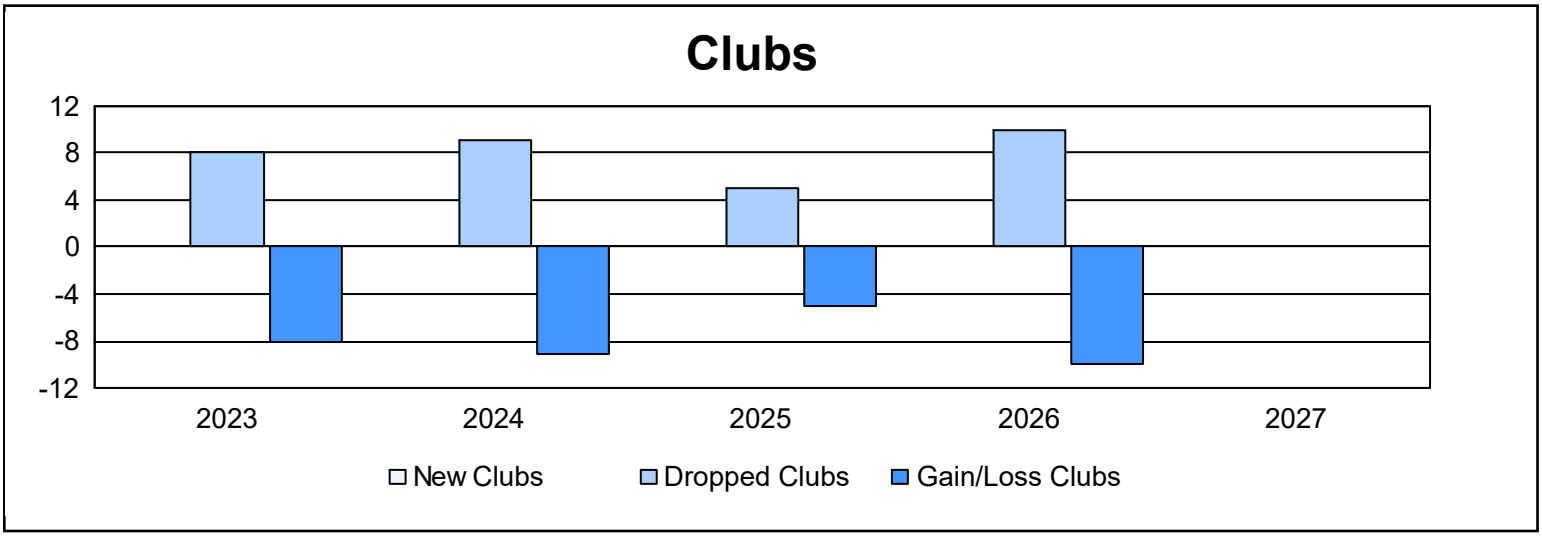

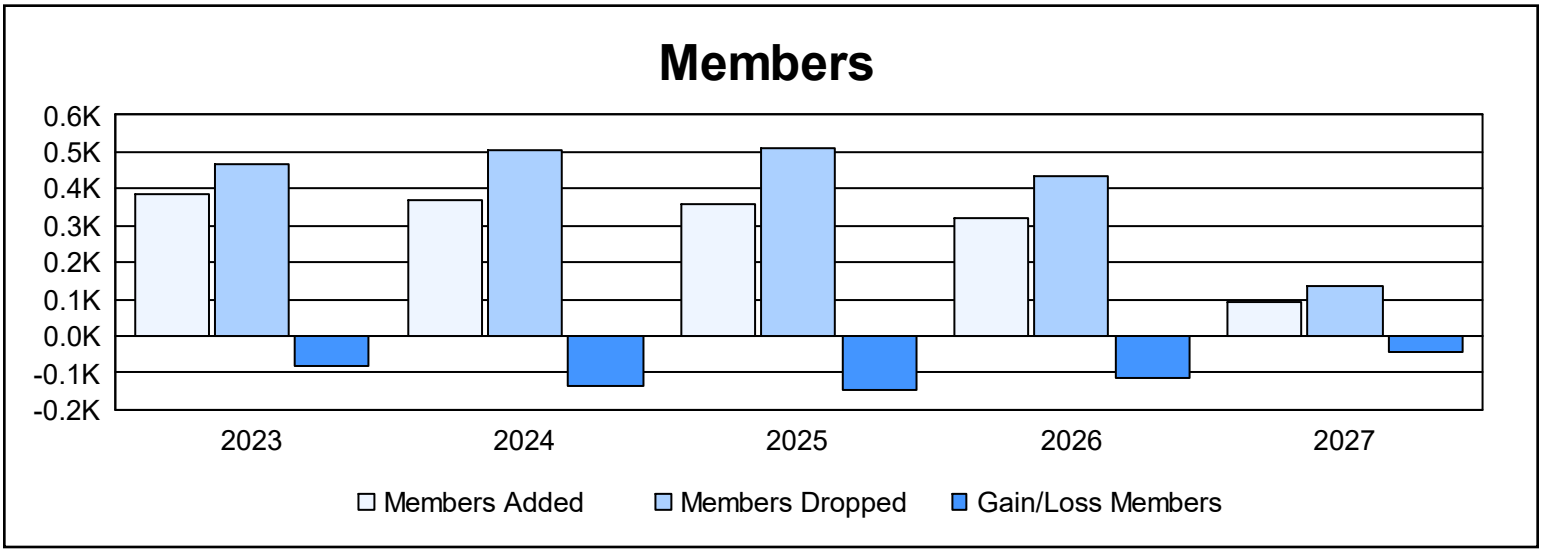

Membership Composition

October 2026 Cumulative

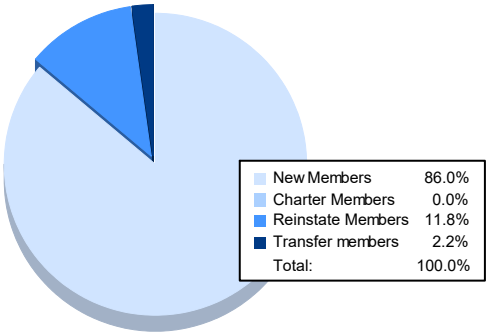

New Members	86.0%
Charter Members	0.0%
Reinstate Members	11.8%
Transfer members	2.2%
Total:	100.0%

Gender Composition

October 2026 Cumulative

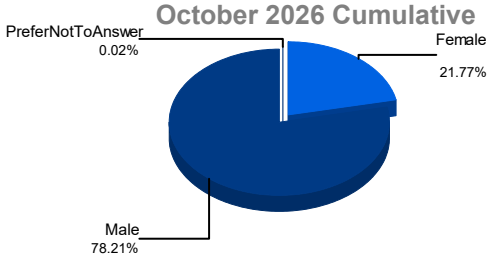

Female	21.77%
Male	78.21%
PreferNotToAnswer	0.02%
NonBinary	0.00%
Total:	100.00%